



Spotlight on: Payoneer

Our preferred payment method is via Payoneer.



Payoneer is a secure and flexible cross-border payments platform available globally. This allows us to make payments to you safely and efficiently.

Payoneer gives you several, flexible ways to access your funds whether transferring into your bank account or accessing via their prepaid MasterCard.

Funds transferred to your bank account are received in your local currency, Payoneer charge a small service fee for this option.

The prepaid MasterCard can be used everywhere MasterCard is accepted both online and in-store.

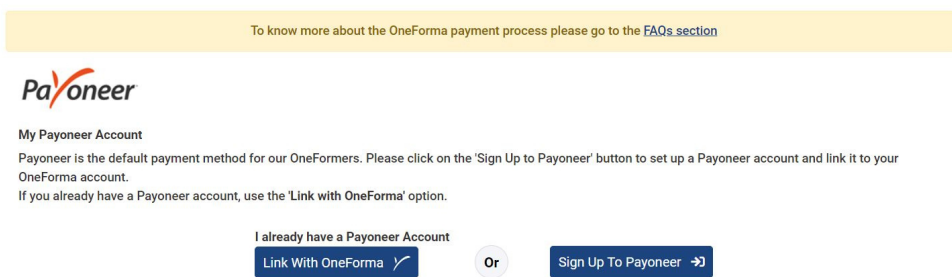


We strongly suggest setting up and linking a Payoneer account to your OneForma profile as soon as possible.

Payoneer and Your OneForma Profile

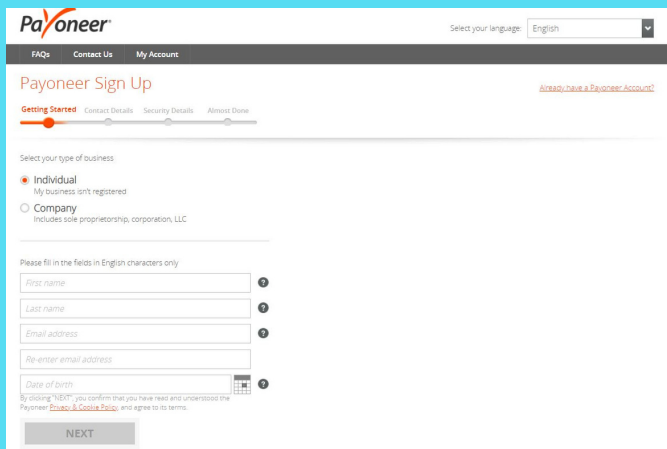
Setting up your Payoneer account, or linking a Payoneer account if you already have one, is quick and simple via OneForma.

Simply login to [OneForma](#), go to My Profile > Payment Information and choose whether you need to set up a Payoneer account, or if you already have one, link it with OneForma.



Sign up To Payoneer

If you are new to Payoneer, click 'Sign Up To Payoneer' and you will be taken directly to the Payoneer sign up page where you will sign up as an Individual (Freelance).



You will be asked to fill in your details.

You will be asked to enter 'business category'. Here you should choose the closest to your main activity with OneForma, for the majority of people this is 'translation and content services'.

As part of the security details you will be asked to provide Identification to validate your account.

This is a required and important security step.

Payoneer only use the information you provide, National ID, Driving License or Passport number, to carry out validation of your identity. This validation process may take a few days and your Payoneer account will not be active until validation is completed.


Please remember you can only have one active Payoneer account at a time and it must be validated. You cannot link your OneForma profile to another person's Payoneer account or have several OneForma profiles linked to a single Payoneer account.

Please refer to [Payoneer's FAQs](#) for further advice when signing up.

Sign up To Payoneer

If you already have a Payoneer account it is very easy to link it to your OneForma profile. Click 'Link With OneForma' on your Payment Information page to be redirected to the Payoneer site to login. It's that easy!

Remember, you cannot link your OneForma profile to another person's Payoneer account or have several OneForma profiles linked to a single Payoneer account.



Questions?

If you have any other questions on Payoneer check out the [Payoneer FAQs](#). We cannot troubleshoot setting up your Payoneer account for you but the FAQs have step-by-step guides and the Payoneer contacts should you require them.

If you have question regarding the OneForma payment system please check out our [Payment FAQs](#). If you still have questions or concerns please reach out to payment.support@oneforma.com and remember to keep updated by visiting the [OneForma Community](#).

Thank You For Being Part of OneForma!